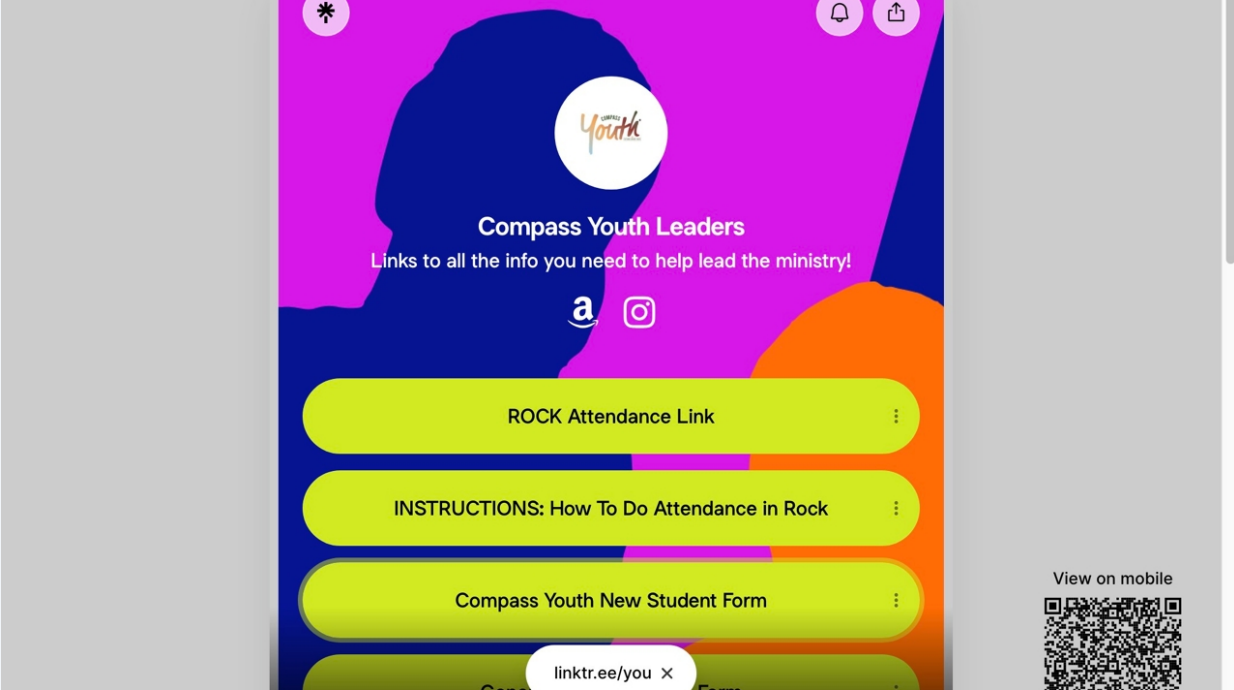
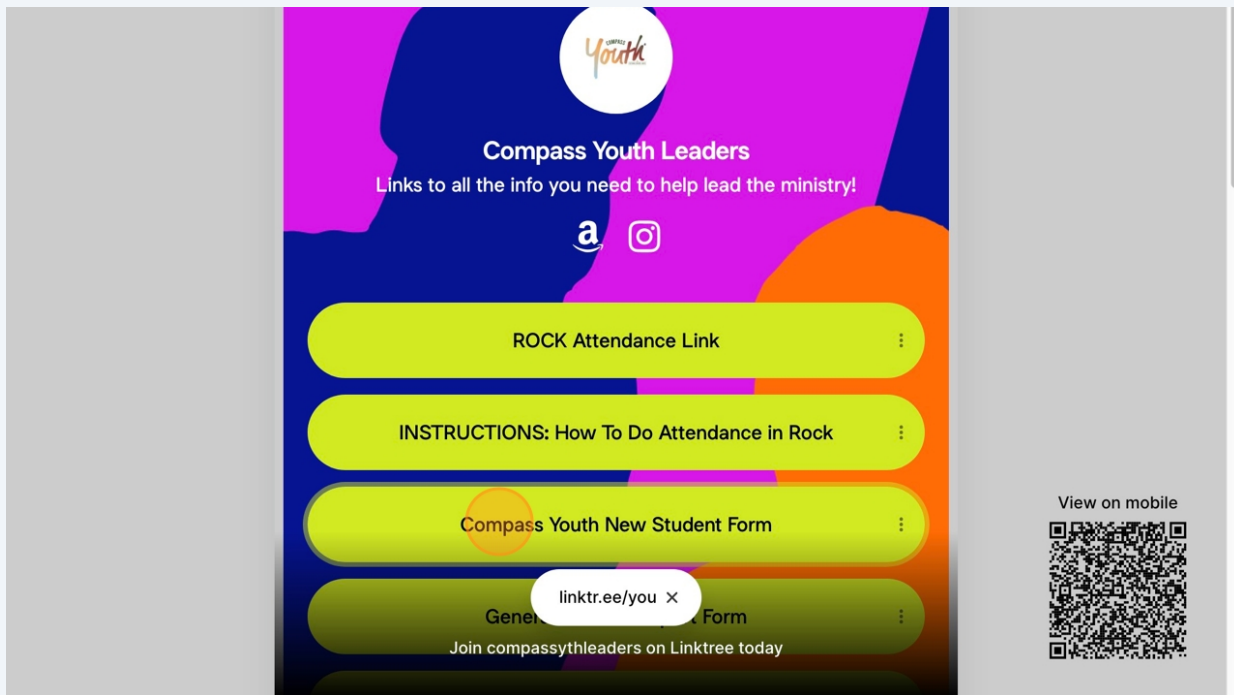


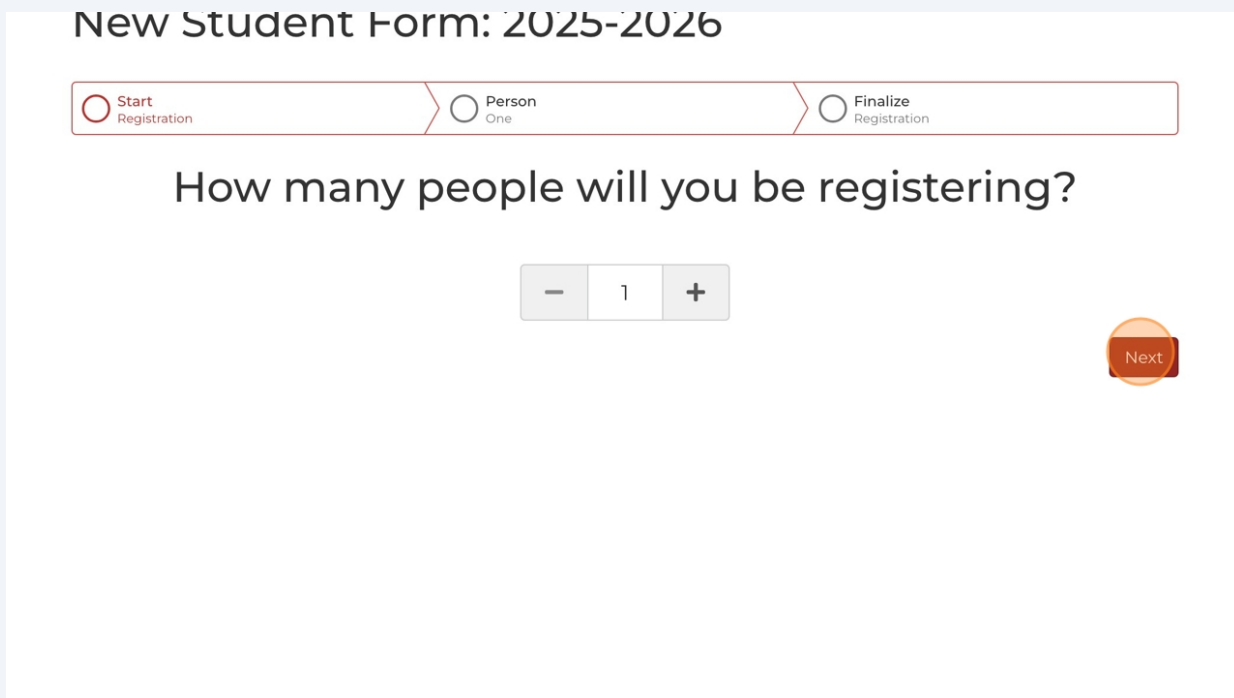
1 Navigate to <https://linktr.ee/compassythleaders>



2 Click "Compass Youth New Student Form"



3 Click "Next" and have the student complete the form



4 Navigate back to your attendance roster in Rock & click "Add Note"

Take Attendance

My Account / Community Toolbox / Attendance / Take Attendance

My Communities

Bridge local missions team (Leader*)

Youth Volunteers (Group Admin)

YTH LG: 12th Grade Girls - Holly Attendance

Attendance For

Wednesday, August 13, 2025


Schedule

LG(CY) - 9th Grade Girls:
Celeste/ Nichole

Add Person As Attendee

We Did Not Meet

All Present 0 Search

 Add Note

HA Anderson, HarLei
Member

CB Banda, Chiara
Member

SB Boitchenko, Sayde
Member

RB Boju, Rylie
Member

5 Click the "Notes" field.

Take Attendance

My Account / Community Toolbox / Attendance / Take Attendance

My Communities

Bridge local missions team (Leader*)

Youth Volunteers (Group Admin)

YTH LG: 12th Grade Girls - Holly Attendance

Attendance For

Wednesday, August 13, 2025


Schedule

LG(CY) - 9th Grade Girls:
Celeste/ Nichole

Add Person As Attendee

We Did Not Meet

All Present 0 Search

 Add Note

Notes













HA Anderson, HarLei
Member

CB Banda, Chiara
Member

6 Type in any new students' names

7 Take attendance & click "Back"

The screenshot displays a list of student members in a grid format. Each member's entry includes a circular icon with initials, the member's name, and the word "Member" below it. At the bottom left of the list is a circular "Back" button.

	
 Reid, Maddi Member	 Rembosky, Emma Member
 GR Reyna, Greta Member	 Servin, Jocelyn Member
 NS Sydell, Nora Member	 AT Tevere, Amelia Member
 LT Thomas, Leiah Member	 NW Wendt, Nessah Member
 MW Wood, Megan Member	
 Back	